

# Arriving at Fukuoka Int'l Airport

## Quarantine and Immigration

### Required Documents

1. Passport (visa attached)
2. Certificate of Eligibility
3. Disembarkation Card


(given in the airplane or upon arrival at the airport)

Please receive your residence card at the immigration.

外国人入国記録 DISEMBARKATION CARD FOR FOREIGNER				【 ARRIVAL 】	
英語又は日本語で記載して下さい。 Enter information in either English or Japanese.					
氏名 Name	Family Name		Given Names		
生年月日 Date of Birth	日 Day	月 Month	年 Year	現住所 Home Address	国名 Country name 都市名 City name
渡航目的 Purpose of visit	<input type="checkbox"/> 観光 Tourism <input type="checkbox"/> 商用 Business <input type="checkbox"/> 親族訪問 Visiting relatives <input type="checkbox"/> その他 Others ( )			航空機便名・船名 Last flight No./Vessel	日本滞在予定期間 Intended length of stay in Japan
日本の連絡先 Intended address in Japan	TEL				
裏面の質問事項について、該当するものに○を記入して下さい。 Check the boxes for the applicable answers to the questions on the back side.					
1. 日本での退去強制歴・上陸拒否歴の有無 Any history of receiving a deportation order or refusal of entry into Japan <input type="checkbox"/> はい Yes <input type="checkbox"/> いいえ No					
2. 有罪判決の有無(日本での判決に限らない) Any history of being convicted of a crime (not only in Japan) <input type="checkbox"/> はい Yes <input type="checkbox"/> いいえ No					
3. 規制薬物・銃砲・刀剣類・火薬類の所持 Possession of controlled substances, guns, bladed weapons, or gunpowder <input type="checkbox"/> はい Yes <input type="checkbox"/> いいえ No					
以上の記載内容は事実と相違ありません。 I hereby declare that the statement given above is true and accurate.					
署名 Signature _____					

# Obtaining Your Residence Card

- If you are arriving at Tokyo airports...
  - \*When you go through customs and present your passport with visa, the custom officer will print out your residence card right away.
- If you are arriving at Fukuoka Airport...
  - \*Present your passport with visa at customs, and a custom officer will give you a Landing Permission issued by Japan Immigration Inspection. Once you receive the Landing Permission, you need to take it to the Immigration Services Agency of Japan. Your HR contact will provide you with the necessary information. Your residence card will be issued there.



# Arriving at Fukuoka Int'l Airport

(-A-) Japan Customs  
Customs Form C No.5380-B

## CUSTOMS DECLARATION

Declaration of Personal Effects and Unaccompanied Articles  
Please fill in the following information and submit to Customs.  
(Only one written declaration per family is required.)

Flight No./Name of vessel		Point of embarkation	
Date of Arrival in Japan		Year	Month Day
Name		Last name (or Surname) First & middle name	
Address in Japan (Accommodation)		Tel. ( )	
Nationality	Occupation	Year Month Day	
Date of Birth	Year Month Day		
Passport No.			
Number of Dependents	Adult	Under 20 years old	Under 6 years old

※ Please answer with a "✓" mark to the following questions.

<b>1. Are you bringing the following into Japan ?</b>		Yes	No
① Prohibited Article(s) or Restricted Article(s) ( Please refer to side B.)		<input type="checkbox"/>	<input type="checkbox"/>
② Goods exceeding duty-free allowance ( Please refer to side B.)		<input type="checkbox"/>	<input type="checkbox"/>
③ Commercial goods or samples		<input type="checkbox"/>	<input type="checkbox"/>
④ Any items you have been requested from someone else to bring into Japan		<input type="checkbox"/>	<input type="checkbox"/>
* If your answer to any of the questions above is "Yes," please list your belongings in "Description of Personal Effects" on side B.			
<b>2. Cash, Checks (including T/C), Promissory Notes, Securities which exceed the amount of ¥1,000,000 or its equivalent.</b>		Yes	No
		<input type="checkbox"/>	<input type="checkbox"/>
* If you choose "Yes", please submit "DECLARATION OF CARRYING OF MEANS OF PAYMENT, ETC" to Customs.			
<b>3. Do you have Unaccompanied Articles ?</b>			
<input type="checkbox"/> Yes ( PKG(S) ) <input type="checkbox"/> No			
* If you have any unaccompanied articles, please submit this Declaration Form in duplicate. Unaccompanied articles shall be imported within 6 months from the date of your arrival. The sealed declaration must be presented at the time of clearance of the unaccompanied articles.			
<b>《NOTICE》</b>			
As regulated by laws and regulations concerned, you are required to declare all the articles that you have purchased or acquired abroad and are bringing into Japan. Any false declaration or failure to declare may be subject to penalty in laws and regulations concerned.			
I declare that the above particulars are true and correct.			
Signature			

## Customs Inspection

### Required Documents

1. Passport
2. Customs Declaration  
(given inside airplane  
or at arrived airport)

After you claim your luggage, please hand the Customs Declaration to a customs officer.

# Going to Hakata Sta. by subway

**Shuttle Bus Service (free)  
between  
Domestic Terminals ⇔  
International Terminal  
\*Operates every 5 to 8 min.**



Fukuokakuko Subway Station. [Photo credit](#)

**Nimoca is a transportation card. Top up the card with money and use as payment for any transportation.**



**You can purchase a Nimoca for  
¥2,000 in Nishitetsu train  
stations and some subway  
stations.**



# Going to Hakata Sta. by subway

Fukuoka  
Airport⇒Hakata  
Sta.

Duration: 5 min.

Fee: ¥260

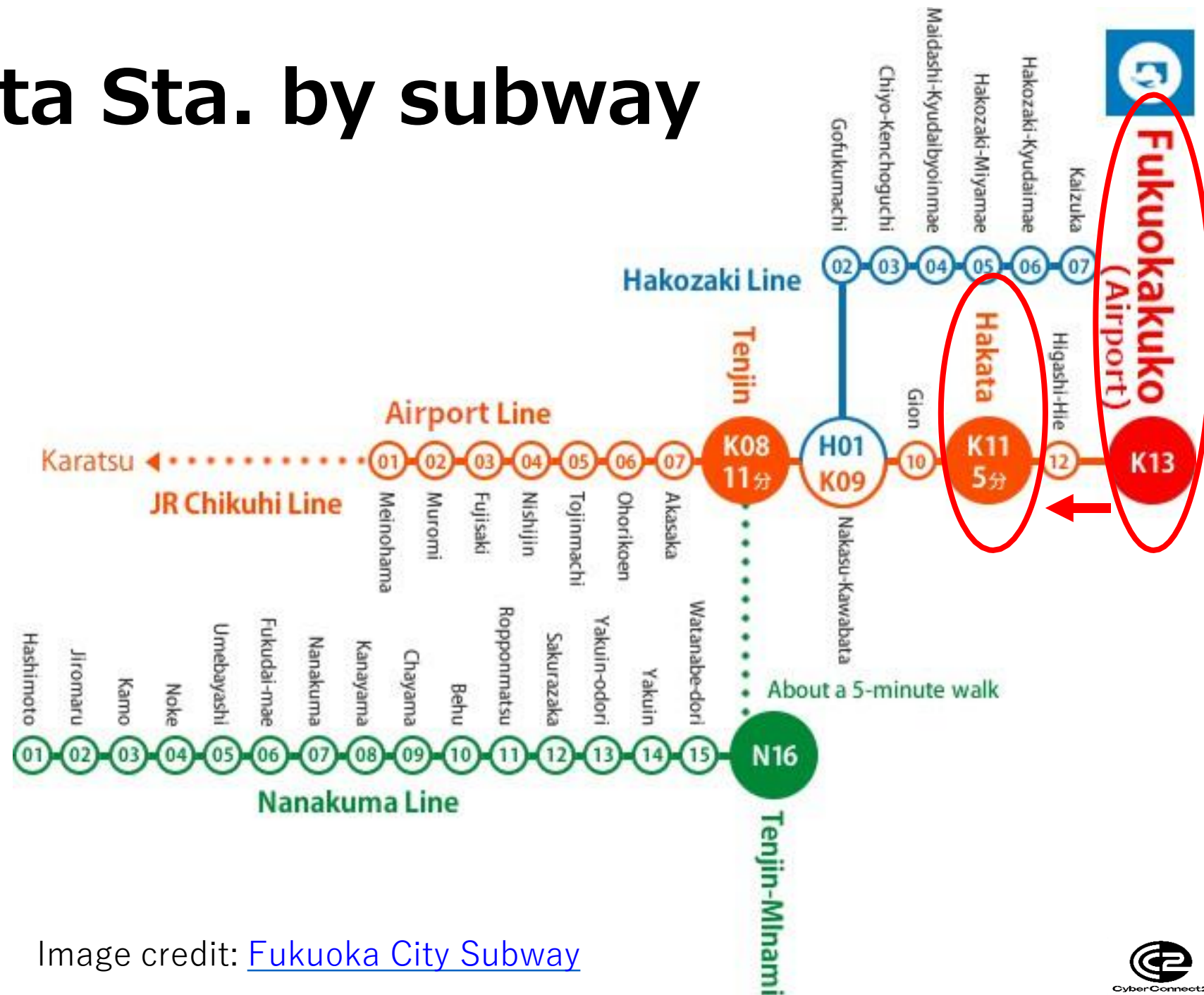


Image credit: [Fukuoka City Subway](#)

# Going to Hakata Sta. by Bus

## Domestic Terminal:

Duration: 15 min. / Fee: ¥280 From 【Fukuoka Kuko Mae/福岡空港前】

## International Terminal:

Duration: 15 mins./Fee: ¥310 From 【International Terminal/福岡空港国際線】

# Going to Hakata Sta. by Taxi

## Taxi Stand

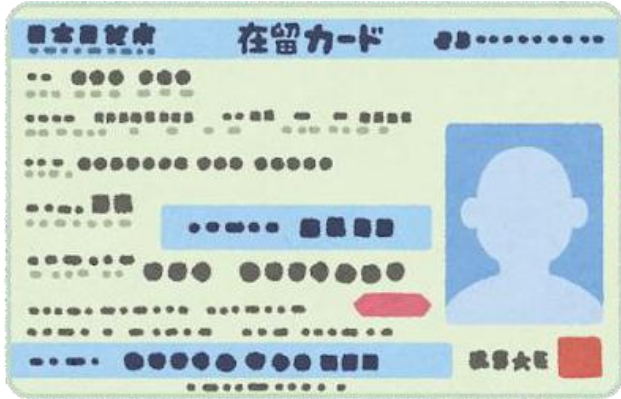
(Outside Fukuoka International Airport)

Duration: approx. 12 min.

Fee: approx. ¥1,500

# Apartment Contract Procedures (necessary items)


Residence Card



Passport



Bank Book



Registered Stamp



Mobile Phone



Initial Cost





# Mobile Phone/SIM Card/Wi-Fi Contract



Three biggest Japanese telecommunication carriers (Mobile Phone/Wi-Fi Contract):

○ SoftBank

<https://www.softbank.jp/en/>

○ Docomo

<https://www.nttdocomo.co.jp/english/>

○ AU

<https://www.au.com/english/?bid=we-we-gn-1009>

Inexpensive smart phone companies (SIM-free mobile phones, available for SIM card only):  
UQ, Y!Mobile, LINE Mobile, Rakuten Mobile, etc.

## Required Documents

1. Residence Card
2. Passport
3. Registered Stamp (Jitsuin)
4. Bank Book or Credit Card



# Opening a Bank Account



Photo credit

## Nishi-Nippon City Bank Fukuoka branch

<https://www.ncbank.co.jp/hiraku>

### Required Documents

1. Residence Card
2. Passport
3. Registered Stamp
4. Cash (any amount accepted)



# City Hall/Ward Office Procedures

Register your home address at the ward office in which your address falls under jurisdiction (e.g., if you live in Hakata-ku, you should go to Hakata Ward Office) within 2 weeks after entering Japan.

And DO NOT sign up for National Health Insurance.

## Required Documents

1. Residence Card
2. Passport

During procedures at the city hall/ward office, please get a Certificate of Residence with the **My Number** on it. (¥300 for 1 copy)

This will make your Social Insurance procedures smoother and easier after joining the company, and you will also be able to receive your insurance card earlier.

## ※IMPORTANT NOTE※

•When you register your name at the city hall/ward office, you should also register it in katakana. Please make sure to register the same katakana as the katakana you provide to the company.

# City Hall/Ward Office Procedures

<Certificate of Residence with My Number>

※Obtain this when you register your address at city hall 【issued on the same day】

住民票	
↓この12桁の番号がマイナンバーです	
個人番号	5 7 6 [redacted]
住民票コード	省略
続柄	住民となった年月日 昭和 年 月 日

## ◆Notes◆

The My Number is assigned to all the residents who have a Certificate of Residence in Japan to improve the efficiency of government administration and to enhance convenience for citizens.

It is a very important number, so please store your My Number safely that it will not be seen by other people. The My Number notification card will be mailed to your home address after office procedures.

Please keep your My Number notification card safely.

<My Number Notification Card>

※It will be mailed to your registered home address after the city hall/ward office procedures  
【approx. 2-3 weeks】

<p>通知カード</p> <p>個人番号 0123 4567 8901</p> <p>氏名 番号 花子</p> <p>住所 ○○県△△市□□町○丁目△番地 1-1-1</p> <p>平成5年3月31日 生 性別 女 △△市長 A123456789</p> <p>発行日 平成27年10月00日</p>	<p>マイナンバー</p> <p>●法務省で認められた者以外の方が個人番号をコピーすることは、法律で禁止されています。また記載事項を改ざんした場合は、法律により罰せられます。</p> <p>●この通知カードを持参されたい方は、お手数ですが、下記連絡先までご連絡ください。</p> <p>○連絡先 個人番号カードコールセンター 0120-783-578</p> <p>●この通知カードは、個人番号カードの交付を受ける場合は、市町村に返却しなければなりません。</p>
<p>個人番号カード交付申請書 電子証明書発行申請書</p> <p>△△市長宛 (地方公共団体情報システム機構 宛)</p> <p>申請書ID 1234 5678 9012 3456 7890 123</p> <p>番号 花子</p> <p>氏名</p> <p>住所 ○○県△△市□□町○丁目△番地 1-1-1</p> <p>生年月日 平成5年3月31日 性別 女</p> <p>【代替文字情報】</p> <p>電話番号 在外国出生者の区分</p> <p>右欄の点字表記を希望する ※最大11文字まで(点字等は1文字)</p> <p>※上に入力されている情報は、平成00年00月00日現在のものです。</p> <p>左のQRコードを読み取るとスマートフォン等から交付の申請ができます。</p> <p>視覚障がい者用 音声コード</p> <p>10000019 01/01 3190110000019#</p>	<p>顔写真貼付欄</p> <p>サイズ (縦4.5cm×横3.5cm)</p> <p>申請日 年 月 日</p> <p>申請者氏名(自署) 印</p> <p>●以下の電子証明書の詳細については、同封の「ご案内」をご覧ください。</p> <p>発行を希望しない電子証明書がある場合、下の口を黒く塗りつぶしてください。</p> <p><input type="checkbox"/> 署名用電子証明書 ※ 不要</p> <p><input type="checkbox"/> 利用者証明用電子証明書 ※ 不要</p> <p>※15歳未満の方、成年被後見人の方は捺印発行されません。</p> <p>【ご注意】電子証明書は、e-Tax等の電子申請、マイナンバーポータルへのログイン、コンビニ交付サービスなど多様なサービスを提供するためのものです。</p> <p>口を黒く塗りつぶす場合には、電子証明書の機能が搭載されないこととなります。</p> <p>代理人 氏名(自署) 印</p> <p>代理人住所 (電話番号: )</p> <p>●15歳未満の方、成年被後見人の方が申請を行う場合は、法定代理人の方が、以上の「代理人記載欄」にご記入ください。</p> <p>●申請の際は、同封の「ご案内」をご覧ください。</p> <p>●表面の記載事項のうち、*印の付いた項目に誤りや変更がある場合、申請は受け付けませんので、本申請書は返付せず、お住まいの市町村窓口にお問合せください。</p> <p>●切り取った本紙は、お問合せの際に必要となりますので、通知カードと併せて大切に保管してください。</p>

表面

裏面



# Ward Office/City Hall Procedures



Map data: Google, Maxar Technologies



[Photo credit](#)

## Fukuoka City Hall

<https://www.city.fukuoka.lg.jp/li-feinformation/todokede-shomei-zei/index.html>

### Access:

Fukuoka City Subway  
Hakata Sta.→Tenjin Sta.  
Duration: 5 min.  
Fee: ¥210

## Required Documents

1. Residence Card
2. Passport

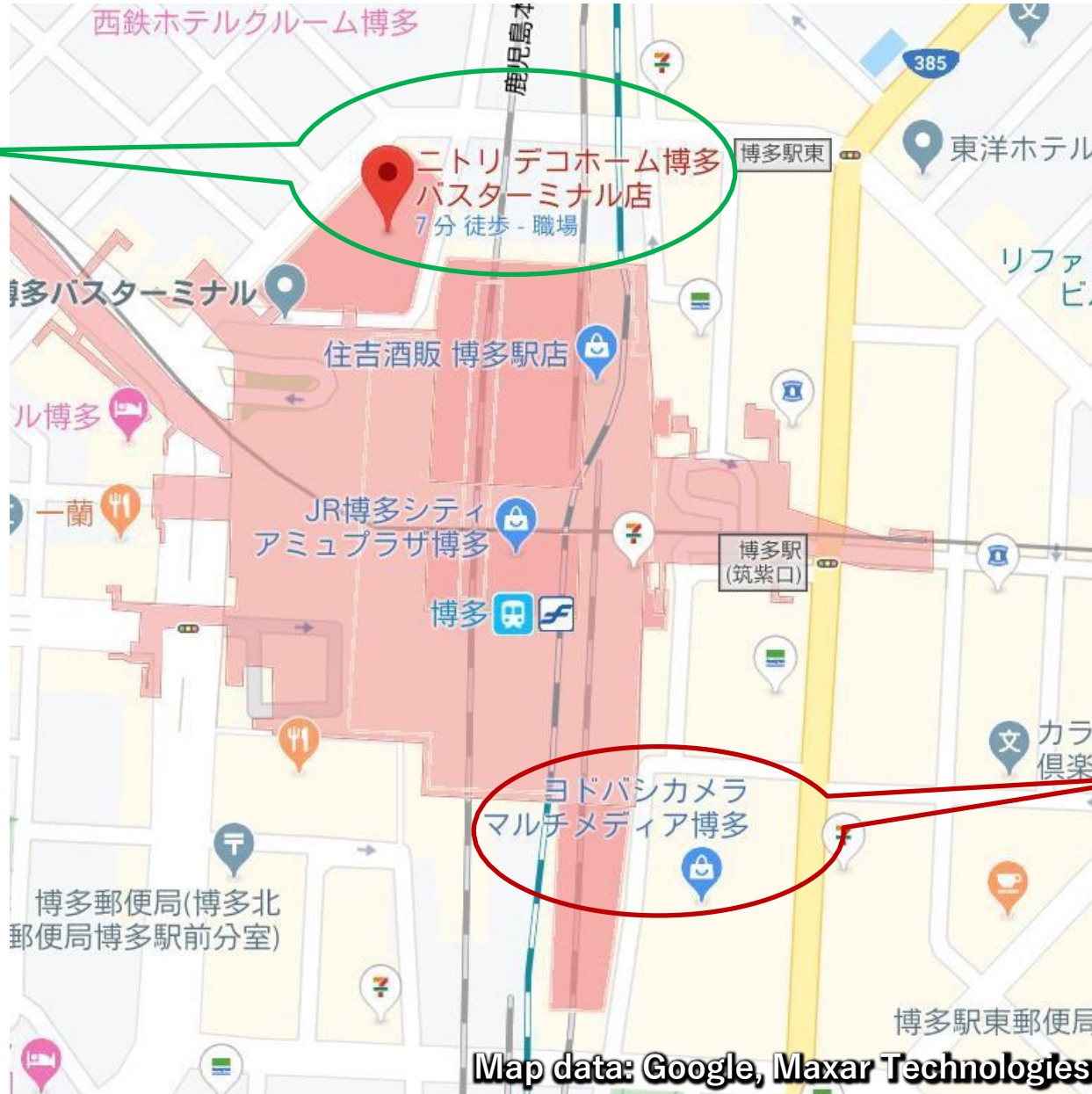
Please register your home address at the ward office in which your address falls under jurisdiction within 2 weeks after entering Japan

# Purchasing Living Goods

**NITORI**  
(Furniture store)

(<https://www.nitori-net.jp/ec/>)

**Furniture**  
**Futon**  
**Kitchen ware**  
**other interior goods, etc.**



**Yodobashi**  
**Camera Hakata**  
**(Home Appliances)**

(<https://www.yodobashi.com/>)

**TV**

**Washer & Dryer**  
**Refrigerator**  
**Microwave, etc.**



# Convenience Stores

○ Family Mart

○ Lawson

○ 7-Eleven

○ Mini Stop

**Convenience stores  
(※konbini) are  
everywhere.**

**You can purchase not  
only food and drinks  
but also general  
living goods as well.**





# Food



# Spots



# Festivals



Check here for more  
details ↓ ↓  
<https://yokanavi.com/en/>

All images from [Fukuoka City](#)