

Arriving at Fukuoka Int'l Airport

Quarantine and Immigration

Required Documents

1. Passport (visa attached)
2. Certificate of Eligibility
3. Disembarkation Card


(given in the airplane or upon arrival at the airport)

Please receive your residence card at the immigration.

外国人入国記録 DISEMBARKATION CARD FOR FOREIGNER				【 ARRIVAL 】	
英語又は日本語で記載して下さい。 Enter information in either English or Japanese.					
氏名 Name	氏名 Family Name	氏名 Given Names			
生年月日 Date of Birth	日 Day 月 Month 年 Year	現住所 Home Address	国名 Country name	都市名 City name	
渡航目的 Purpose of visit	<input type="checkbox"/> 観光 Tourism	<input type="checkbox"/> 商用 Business	<input type="checkbox"/> 親族訪問 Visiting relatives	航空機便名・船名 Last flight No./Vessel	
	<input type="checkbox"/> その他 Others ()			日本滞在予定期間 Intended length of stay in Japan	
日本の連絡先 Intended address in Japan	TEL				
裏面の質問事項について、該当するものを記入して下さい。 Check the boxes for the applicable answers to the questions on the back side.					
1. 日本での退去強制歴・上陸拒否歴の有無 Any history of receiving a deportation order or refusal of entry into Japan				<input type="checkbox"/> はい Yes	<input type="checkbox"/> いいえ No
2. 有罪判決の有無(日本での判決に限らない) Any history of being convicted of a crime (not only in Japan)				<input type="checkbox"/> はい Yes	<input type="checkbox"/> いいえ No
3. 規制薬物・銃砲・刀剣類・火薬類の所持 Possession of controlled substances, guns, bladed weapons, or gunpowder				<input type="checkbox"/> はい Yes	<input type="checkbox"/> いいえ No
以上の記載内容は事実と相違ありません。I hereby declare that the statement given above is true and accurate.					
署名 Signature _____					

Obtaining Your Residence Card

- If you are arriving at Tokyo airports...
 - *When you go through customs and present your passport with visa, the custom officer will print out your residence card right away.
- If you are arriving at Fukuoka Airport...
 - *Present your passport with visa at customs, and a custom officer will give you a **Landing Permission** issued by Japan Immigration Inspection. Once you receive the Landing Permission, you need to take the it to Immigration Services Agency of Japan located [here](#). Your residence card will be issued there.



Arriving at Fukuoka Int'l Airport

(-A-) Japan Customs
Customs Form C No.5380-B

CUSTOMS DECLARATION

Declaration of Personal Effects and Unaccompanied Articles

Please fill in the following information and submit to Customs.
(Only one written declaration per family is required.)

Flight No./Name of vessel	Point of embarkation		
Date of Arrival in Japan	Year	Month	Day
Name	Last name (or Surname) First & middle name		
Address in Japan (Accommodation)			
	Tel ()		
Nationality	Occupation		
Date of Birth	Year	Month	Day
Passport No.			
Number of Dependents	Adult	Under 20 years old	Under 6 years old

※ Please answer with a "✓" mark to the following questions.

1. Are you bringing the following into Japan ?	Yes	No
① Prohibited Article(s) or Restricted Article(s) (Please refer to side B.)	<input type="checkbox"/>	<input type="checkbox"/>
② Goods exceeding duty-free allowance (Please refer to side B.)	<input type="checkbox"/>	<input type="checkbox"/>
③ Commercial goods or samples	<input type="checkbox"/>	<input type="checkbox"/>
④ Any items you have been requested from someone else to bring into Japan	<input type="checkbox"/>	<input type="checkbox"/>

* If your answer to any of the questions above is "Yes," please list your belongings in "Description of Personal Effects" on side B.

2. Cash, Checks (including T/C), Promissory Notes, Securities which exceed the amount of ¥1,000,000 or its equivalent.	Yes	No
	<input type="checkbox"/>	<input type="checkbox"/>

* If you choose "Yes", please submit "DECLARATION OF CARRYING OF MEANS OF PAYMENT, ETC" to Customs.

3. Do you have Unaccompanied Articles ?	Yes	No
	<input type="checkbox"/>	<input type="checkbox"/>

* If you have any unaccompanied articles, please submit this Declaration Form in duplicate. Unaccompanied articles shall be imported within 6 months from the date of your arrival. The sealed declaration must be presented at the time of clearance of the unaccompanied articles.

《NOTICE》
As regulated by laws and regulations concerned, you are required to declare all the articles that you have purchased or acquired abroad and are bringing into Japan.
Any false declaration or failure to declare may be subject to penalty in laws and regulations concerned.

I declare that the above particulars are true and correct.

Signature

Customs Inspection

Required Documents

1. Passport
2. Customs Declaration (given inside airplane or at arrived airport)

After you claim your luggage, please hand the Customs Declaration to a customs officer.

Going to Hakata Sta. by subway

Shuttle Bus Service (free)
between
Domestic Terminals ⇔
International Terminal
*Operates every 5 to 8 min.



Fukuokakuko Subway Station. [Photo credit](#)

Nimoca is a transportation card. Top up the card with money and use as payment for any transportation.



You can purchase a Nimoca for ¥2,000 in Nishitetsu train stations and some subway stations.

Going to Hakata Sta. by subway

Fukuoka
Airport ⇒ Hakata
Sta.

Duration: 5 min.

Fee: ¥260

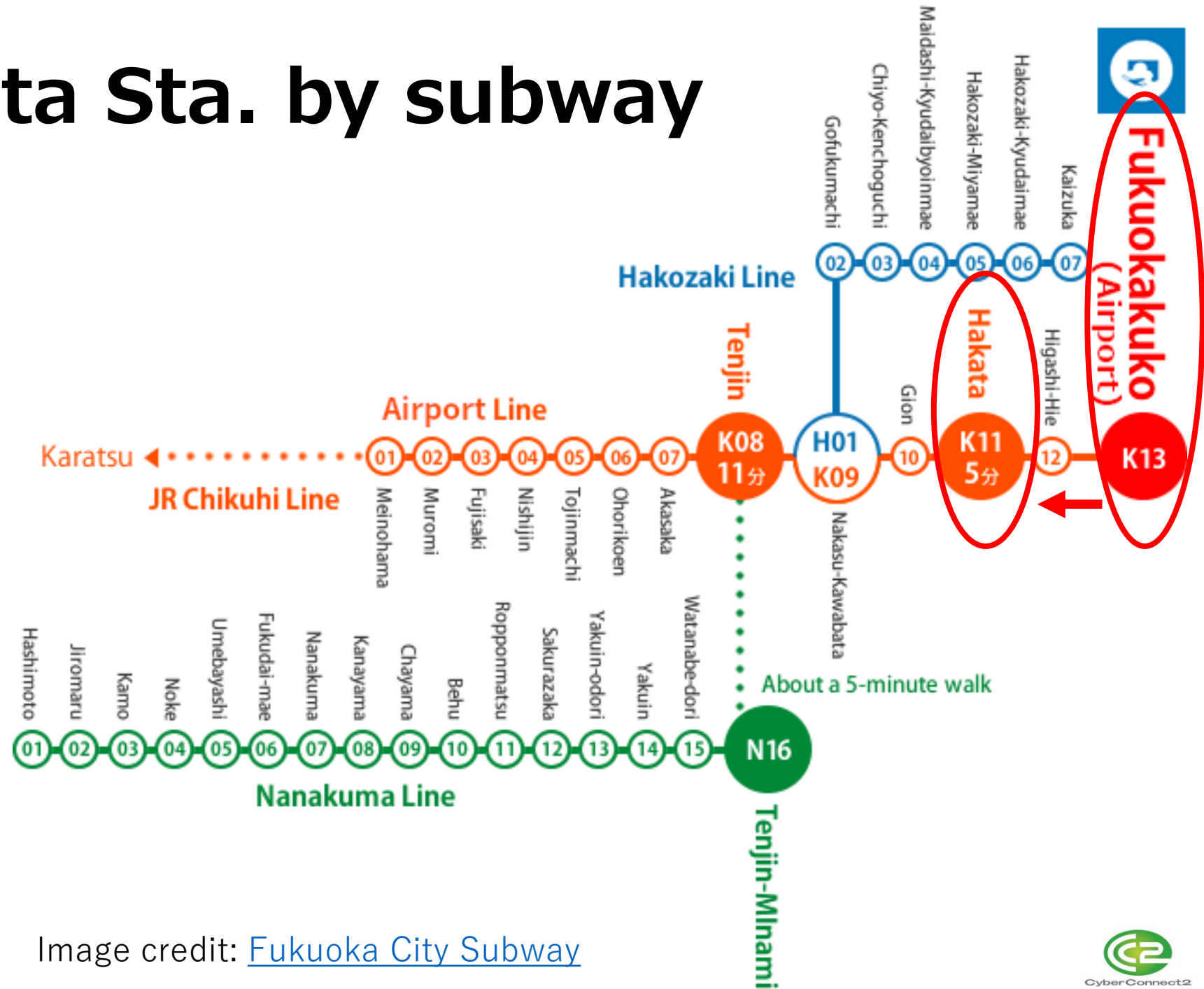


Image credit: [Fukuoka City Subway](https://www.fukuoka-city.jp/subway/)

Going to Hakata Sta. by Bus

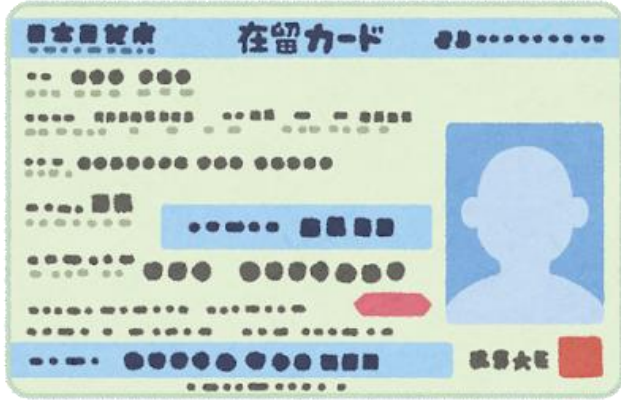
**Bus Stop No. 2 [Nishitetsu bus]
(Outside Fukuoka International Airport)
Heading to Hakata Station
Duration: 15 min. / Fee: ¥270**

Going to Hakata Sta. by Taxi

**Taxi Stand
(Outside Fukuoka International Airport)
Duration: approx. 12 min.
Fee: approx. ¥1,200**

Apartment Contract Procedures (necessary items)

Resident Card



Passport



Bank Book



Registered Stamp



Mobile Phone



Initial Cost



Mobile Phone/SIM Card/Wi-Fi Contract

Three biggest Japanese telecommunication carriers (Mobile Phone/Wi-Fi Contract):

○ SoftBank

<https://www.softbank.jp/en/>

○ Docomo

<https://www.nttdocomo.co.jp/english/>

○ AU

<https://www.au.com/english/?bid=we-we-gn-1009>



Map data: Google, Maxar Technologies

Inexpensive smart phone companies (SIM-free mobile phones, available for SIM card only):

UQ, Y!Mobile, LINE Mobile, Rakuten Mobile, etc.

Required Documents

1. Resident Card
2. Passport
3. Registered Stamp (Jitsuin)
4. Bank Book or Credit Card

Opening a Bank Account



Photo credit



Nishi-Nippon City Bank Fukuoka branch

<https://www.ncbank.co.jp/hiraku>

Required Documents

1. Residence Card
2. Passport
3. Registered Stamp
4. Cash (any amount accepted)

City Hall/Ward Office Procedures

Register your home address at the ward office in which your address falls under jurisdiction (e.g.: if you live in Hakata-ku, you should go to Hakata Ward Office) within 2 weeks after entering Japan.

And DO NOT sign up for National Health Insurance.

Required Documents

1. Residence Card
2. Passport

During procedures at the city hall/ward office, please get a Certificate of Residence with the **My Number** on it. (¥300 for 1 copy)

This will make your Social Insurance procedures smoother and easier after joining the company, and you will also be able to receive your insurance card earlier.

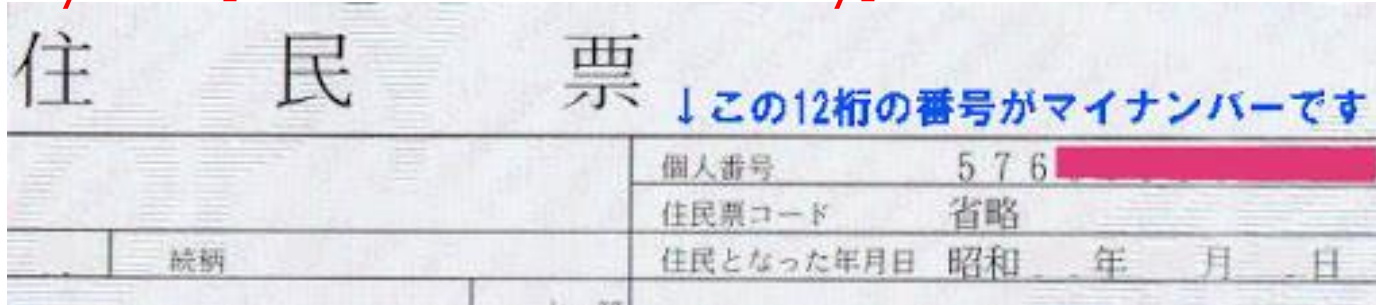
※IMPORTANT NOTE※

•When you register your name at the city hall/ward office, you should also register it in katakana. Please make sure to register the same katakana as the katakana you provide to the company.

City Hall/Ward Office Procedures

<Certificate of Residence with My Number>

※Obtain this when you register your address at city hall 【issued on the same day】



◆Notes◆

The My Number is assigned to all the residents who have a Certificate of Residence in Japan to improve the efficiency of government administration and to enhance convenience for citizens.

It is a very important number, so please store your My Number safely that it will not be seen by other people. The My Number notification card will be mailed to your home address after office procedures.

Please keep your My Number notification card safely.

<My Number Notification Card>

※It will be mailed to your registered home address after the city hall/ward office procedures 【approx. 2-3 weeks】

<p>通知カード</p> <p>個人番号 0123 4567 8901</p> <p>氏名 番号 花子</p> <p>住所 ○○県△△市□□町○丁目△番地 1-1-1</p> <p>平成5年3月31日生 性別 女 △△市長 A123456789</p>		<p>●印字で認められた者以外の者が個人番号をコピーすることは、法律で禁止されています。また記載事項を改ざんした場合は、法律により罰せられます。</p> <p>●この通知カードを持領された方は、お手数ですが、下記連絡先までご連絡ください。</p> <p>【連絡先】個人番号カードコールセンター ☎0570-783-678</p> <p>●この通知カードは、個人番号カードの交付を受ける場合は、市町村に返納しなければなりません。</p>
<p>個人番号カード交付申請書 電子証明書発行申請書</p> <p>△△市長宛 (地方公共団体情報システム機構 宛)</p> <p>申請書ID 1234 5678 9012 3456 7890 123</p> <p>番号 花子</p> <p>氏名</p> <p>住所 ○○県△△市□□町○丁目△番地 1-1-1</p> <p>生年月日* 平成5年3月31日 性別* 女</p> <p>【代替文字情報】</p> <p>電話番号</p> <p>在外期間等 在外期間等 満了日* 満了日*</p> <p>右欄の点字表記を希望する (最大11文字まで(電話番号は12桁)) <input type="checkbox"/> バンゴウ ハナコ</p> <p>※上に入力されている情報は、平成00年00月00日現在のものです。</p> <p>左のQRコードを読み取るとスマートフォン等から交付の申請ができます。</p>		<p>顔写真貼付欄</p> <p>サイズ (縦4.5cm×横3.5cm)</p> <p>申請日 年 月 日</p> <p>申請者氏名 (自署) 印</p> <p>●以下の電子証明書の詳細については、同封の「ご案内」をご覧ください。</p> <p>発行を希望しない電子証明書がある場合、下の口を黒く塗りつぶしてください。</p> <p><input type="checkbox"/> 署名用電子証明書※ 不要 ※15歳未満の方、成年被後見人の方は印刷発行されません。</p> <p><input type="checkbox"/> 利用者証明用電子証明書 不要</p> <p>【ご注意】電子証明書は、e-Tax等の電子申請、マイナンバーへのログイン、コンビニ交付サービスなど多様なサービスを提供するためのものです。</p> <p>口を黒く塗りつぶす場合には、電子証明書の機能が搭載されなくなります。</p> <p>代理人 氏名 (自署) 印 本人との関係</p> <p>代理人 住所 (電話番号:)</p>
<p>申請書 ID 1234 5678 9012 3456 7890 123</p> <p>右のQRコードは製造管理用です→</p> <p>10000019 01/01 3190110000019#</p> <p>視覚障がい者用 音声コード</p>		<p>●15歳未満の方、成年被後見人の方が申請を行う場合は、法定代理人の方が、以上の「代理人記載欄」にご記入ください。</p> <p>●申請の際は、同封の「ご案内」をご覧のうえ、ご記入ください。</p> <p>●表面の記載事項のうち、*印の付いた項目に誤りや変更がある場合、申請は交付できませんので、本申請書は返付せず、お住まいの市町村窓口にお問合せください。</p> <p>●切り取った本紙は、お問合せの際に必要となりますので、通知カードと併せて大切に保管してください。</p>

表面

裏面

Wards Office / City Hall Procedures



Map data: Google, Maxar Technologies



[Photo credit](#)

Fukuoka City Hall

<https://www.city.fukuoka.lg.jp/li-feinformation/todokede-shomei-zei/index.html>

Access:

Fukuoka City Subway
Hakata Sta. → Tenjin Sta.
Duration: 5 min.
Fee: ¥260

Required Documents

1. Residence Card
2. Passport

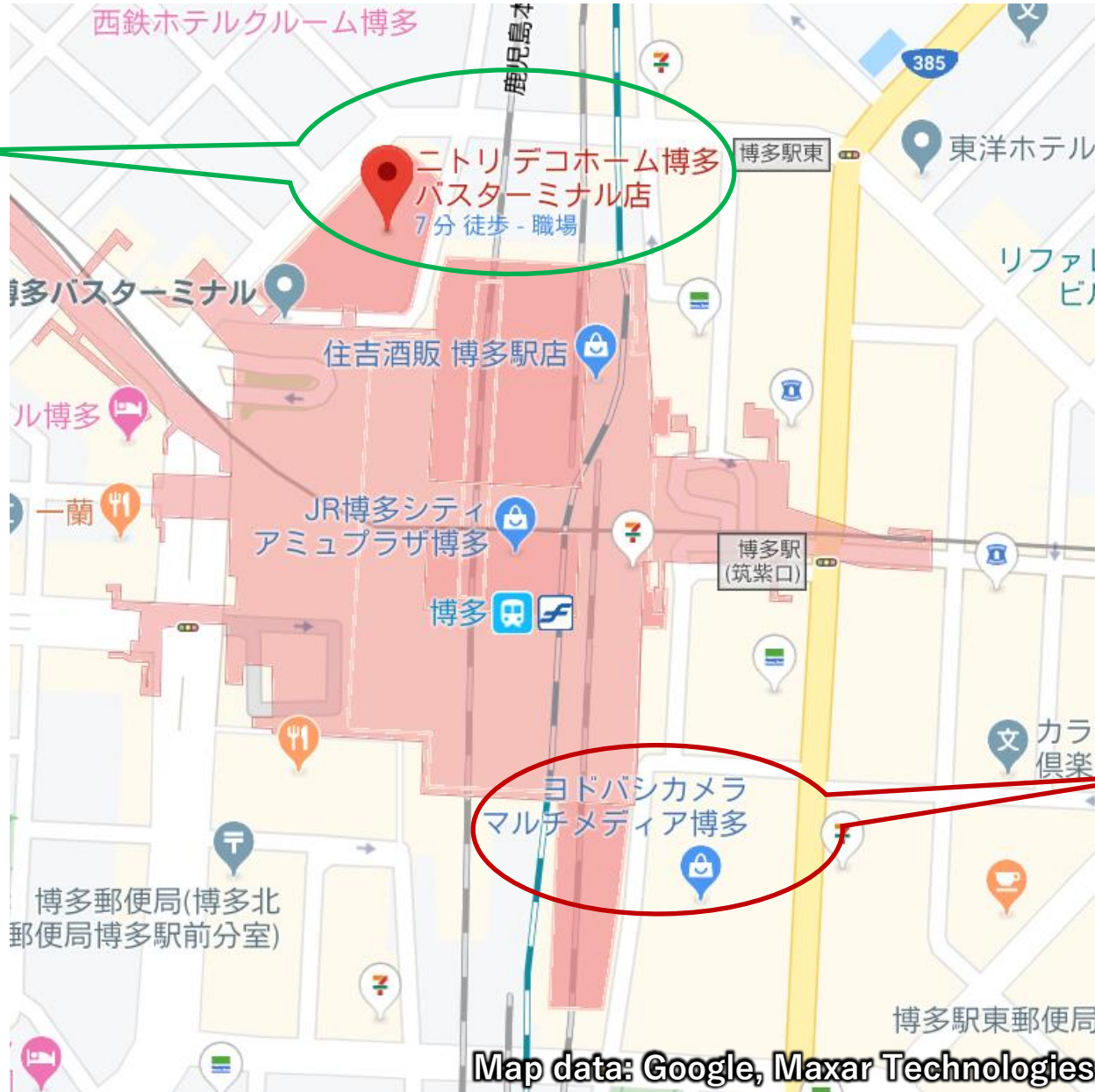
Please register your home address at the ward office in which your address falls under jurisdiction within 2 weeks after entering Japan

Purchasing Living Goods

NITORI
(Furniture store)

(<https://www.nitori-net.jp/ec/>)

Furniture
Futon
Kitchen ware
other interior goods, etc.



Yodobashi
Camera Hakata
(Home Appliances)

(<https://www.yodobashi.com/>)

TV
Washer & Dryer
Refrigerator
Microwave, etc.

Convenience Stores

- Family Mart
- Lawson
- 7-Eleven
- Mini Stop

Convenience stores (※konbini) are everywhere.

You can purchase not only food and drink but also general living goods as well.



Food



Spots



Festivals



Check here for more details ↓ ↓
<https://yokanavi.com/en/>